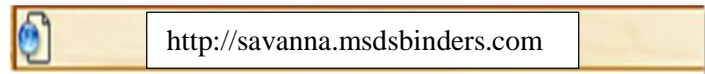


# How to register for your msdsBinders online course

1. Go to your Savanna Energy msdsBinders site

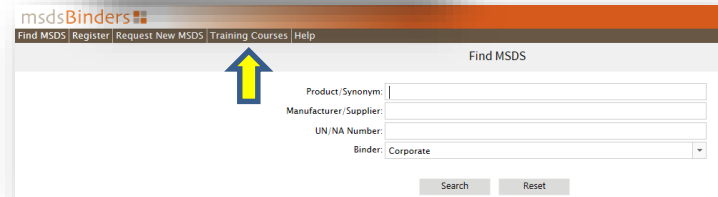


2. Login as a Generic End User

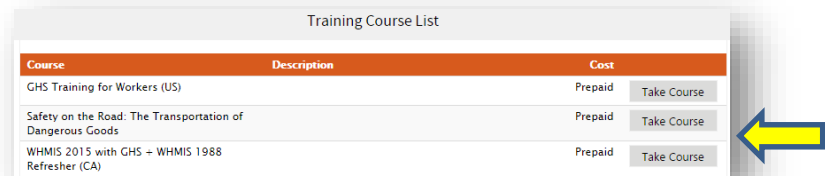
Username: **Savanna**  
Password: **MSDS101**



3. Hover mouse over **Training Courses** – Click on **List Available Training Courses**

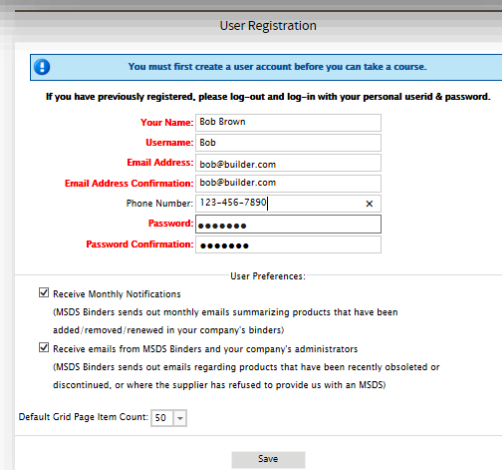
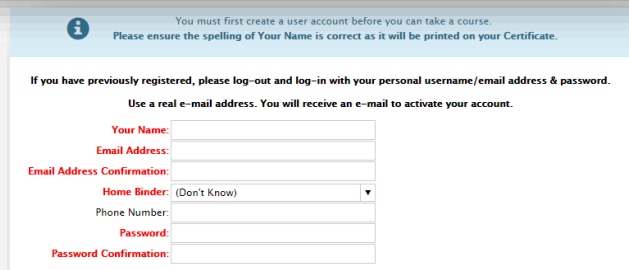


4. Choose the course you would like to take – TDG and/or WHMIS (2<sup>nd</sup> and/or 3<sup>rd</sup> option)  
Click on **Take Course**



5. Register by entering:

- Your First and Last Name
- Your email address
- A password to enter into msds Binders
- A registration link will be sent to your account to activate the course.
- Click on the link and follow the prompts.



## How to register for your msdsBinders online course

6. Click on the link to begin the course. You can leave and come back to it. The course will start where you left off.



7. When you have completed the course click on the certificates and download and print them. Send a copy or picture of the Wallet Card to the Training Department. Text Sydney Cooper at 587-357-4334 or email at [scooper@savannaenergy.com](mailto:scooper@savannaenergy.com)

### Certificate

You can download your Certificate and Wallet Card below after completing the WHMIS 2015 Training Course and passing the final exam.

-  WHMIS 2015 Certificate
-  WHMIS 2015 Wallet Card



If you have any problems with the program, please contact the Training Department at 780-612-2457